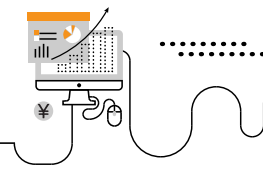




EMKAY ENLAZAR

DECEMBER 2022





INVESTMENT SOLUTIONS



SMART ALPHA

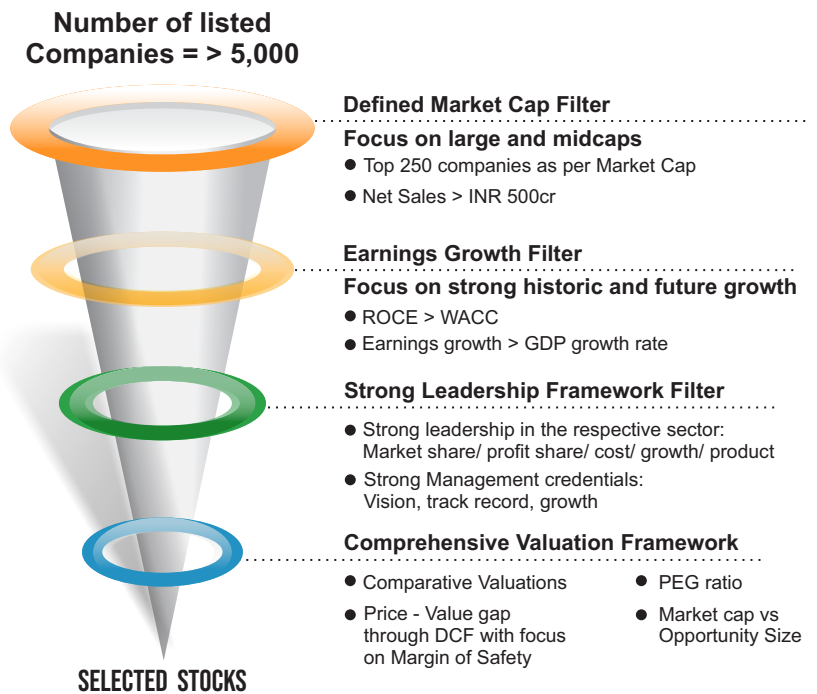
Using this approach, we try to mitigate typical fund manager vulnerabilities, primary among those being the "Selection bias" and the "Allocation bias".

"Selection" bias and "Allocation" bias, if mitigated, can lead to superior risk adjusted returns consistently

The biases are mitigated by way of :

Defined universe for selection of stocks

Equi-weighted portfolio

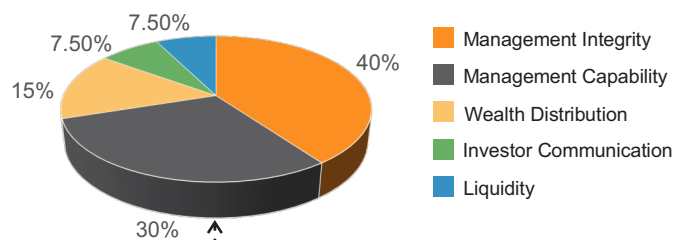
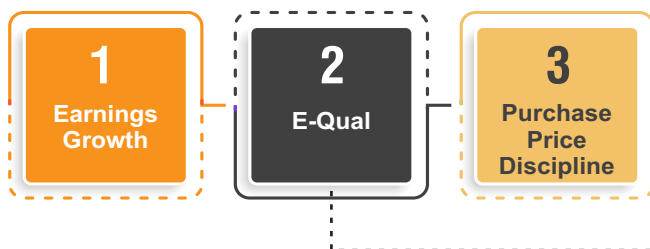


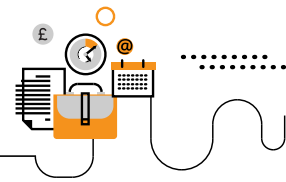
E-Qual Framework

First of its kind model in the country which calibrates the "Governance" aspect of a company. Each company is evaluated on the basis of the following parameters and a score is assigned to them.

Using this approach, we generate alpha through pure bottom-up stock picking and extensive research. We employ multi-pronged investment strategies and leverage proprietary models like E-Qual to deliver consistent long-term returns.

Three Pronged Investment Process

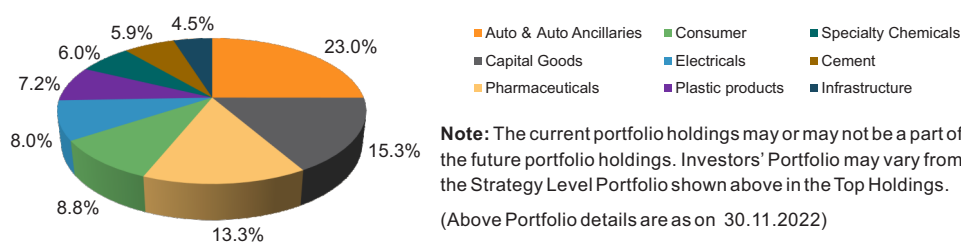




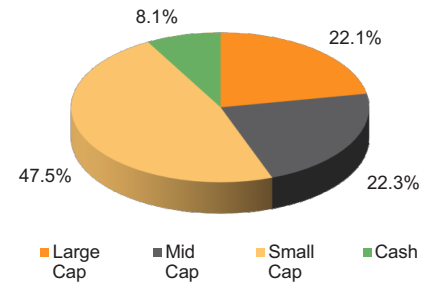
Emkay New Vitalised India Strategy



Sectors



Market Capitalisation



Model Portfolio

Companies	Sector	Weights	Domestic Sales	Export Sales	Overseas Ops	PLI Scheme
CCL Products (India) Ltd.	FMCG	8.8%	10%	56%	34%	
Mahindra CIE Automotive Ltd.	Auto	7.3%	50%		50%	
Centum Electronics Ltd.	Capital Goods	8.0%	44%	56%		
Aarti Industries Ltd.	Chemicals	6.0%	58%	42%		Yes
Eicher Motors Ltd.	Auto	6.1%	85%	15%		Yes

Data as on 30.11.2022

Benchmark
The Nifty India Manufacturing Index

Total number of Stocks **15-20**

FLEXI CAP

Average Marketcap

INR **51,441** Cr.

Nursing back to health - THE MANUFACTURER

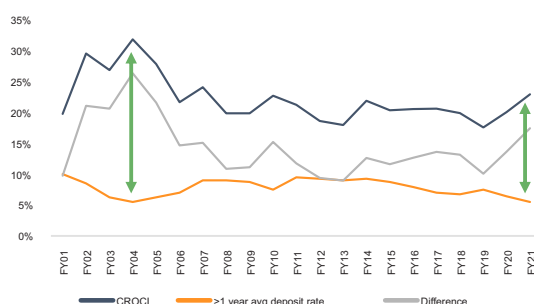
- 1 Attractive cash ROCE vs Bank deposits, Robust CU and order book, back to adding capacities
- 2 Sense of déjà vu
- 3 PLI scheme – potential to add 4% to GDP on p.a. basis if potential fully realised
- 4 Is China + 1 here to stay?

Digital onboarding facility for investors is now available

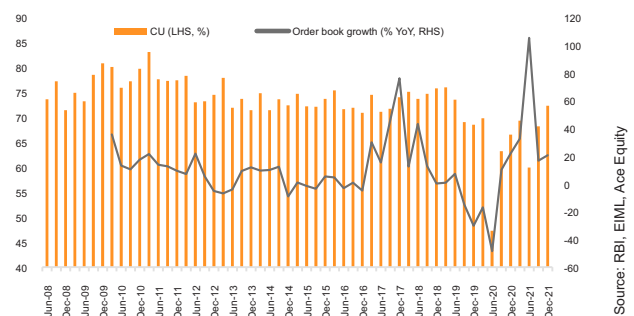
FY21-22 most attractive in terms of cash return on capital employed

- Over past few years, due to various events like Demonetisation, GST and COVID, reported ROCES have suffered a lot
- However, cash ROCES have improved to almost 20%+ driven by tighter working capital cycles
- The difference between Cash ROCE and comparable investment at one of the highest
- Attractiveness of cash returns coupled with robust capacity utilisation(CU) has put manufacturers on front foot

Best cash returns vs bank deposits

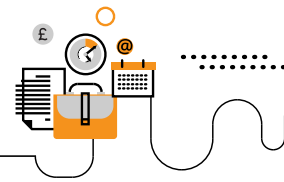


Capacity utilisation reaching previous peak



Source: RBI, EIML, Ace Equity





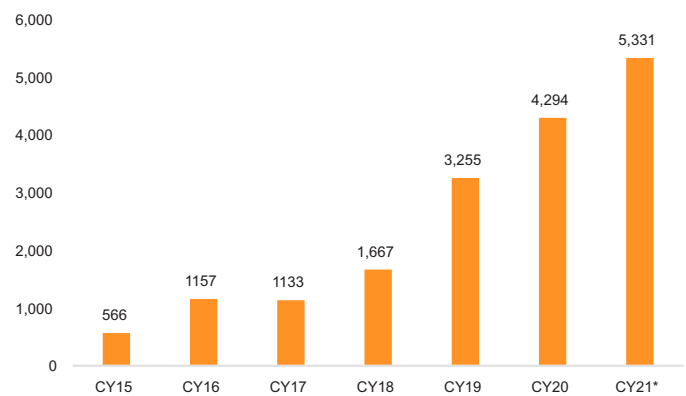
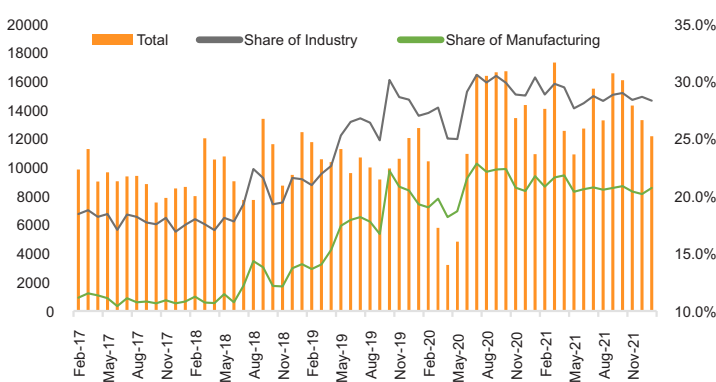
Emkay New Vitalised India Strategy



Resulting in buoyancy and adding capacities

Robust returns + CU = Confident manufacturing sector for putting new capacities

- As a result of robust returns, manufacturing companies adding capacities
- Registration of manufacturing companies has shot up to highest ever in last 7 years
- Share of manufacturing companies in total registrations of companies also at almost highest
- Number of Environmental Clearances sought and granted also at highest ever -10x of Fy15



Source: Ministries, EIML * upto Oct-21

Sense of Déjà vu –2003-06

- **Structural changes in 2018-21 reminiscent of lot of things that happened prior to 2003-06 boom**

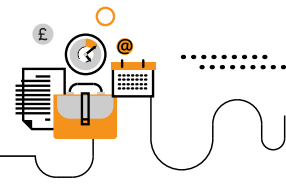
Viz. Corporate tax rate, clean up of balance sheets, declining cost of borrowing

- What ought to follow should also reflect period post 2002

	1996 -02	2003 -06	2018 -21	2022 -26
Corporate tax rate	38.5% to 35%	Stable	33% to 25%	Expected to remain stable
Cost of debt	Declining	Rose upto 8-10%	Declining	Expected to rise at moderate pace
Metal prices	Flat	24%	Flat to decline	Moderate rise after spike in CY21
Corporate balance sheet	Deleveraging	Releveraging	Deleveraging	Releveraging
Financial cos' balance sheet	Net NPA declining with rise in provisions supported by treasury gains	Continued to remain strong	Net NPA declining as the provision hit is taken on chin	Expected to remain strong
Government Capex growth	4%	23%	Grew in teens	Expected to grow robust until 2026
Growth in private GFCF	Negative	30%+	8%	Should rise
Corporate credit growth	12%	20%+	Single digit	Should rise
Growth in per capita GDP	8-9%	12%	4%	Should rise

Source: EIML





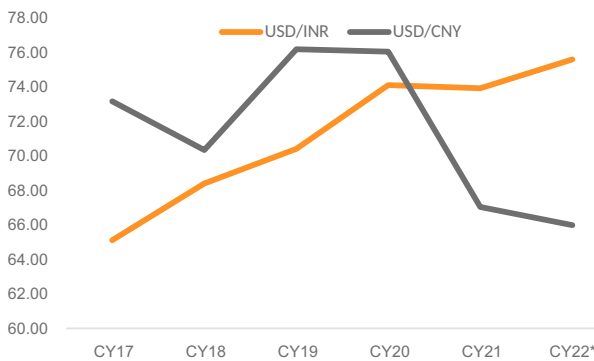
Emkay New Vitalised India Strategy



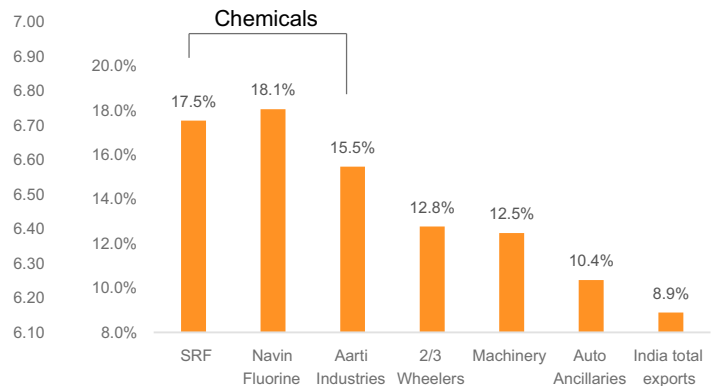
China + 1 = Is it here to stay?

- **China facing significant push back**
 - Disruption in supply chain during COVID - goods as well as shipping
 - Developed nations have imposed anti dumping duty on lot of Chinese goods
- **INR depreciation vs Yuan making India more competitive**
- **Key beneficiaries**
 - Auto and Auto components, Textiles, Chemicals, capital goods

CNY has appreciated vs USD



Exports growth FY17-22

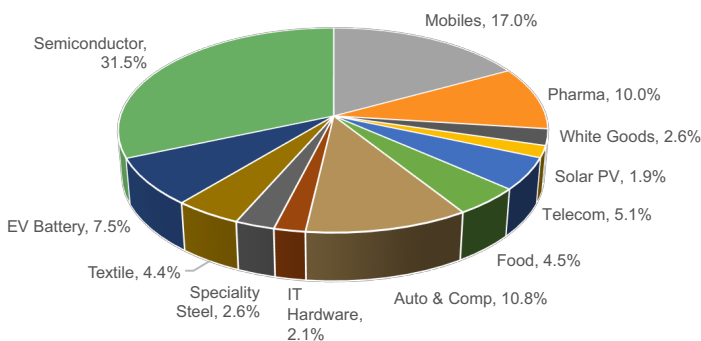


Source: Bloomberg, CMIE, Ace Equity

Policy support from THE GOVERNMENT

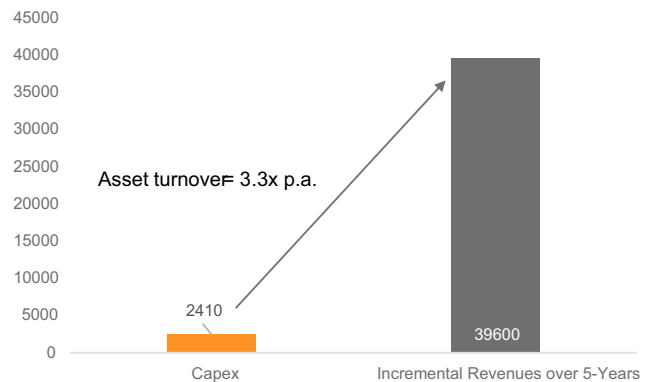
- Déjà vu to the days of supporting the services industry in early 2000s
- PLI scheme Rs2.4tn incentives over next-5 years
 - Lions share going to electronics, auto components, pharma
- Incremental capex going to less capex intensive sectors
- Potential to add ~4% of GDP p.a. in terms of incremental annual revenues

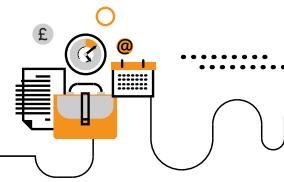
PLI Scheme incentives across industries



Source: Ministry Notifications, EIML

Output = ~4% p.a. of GDP, Rs bn





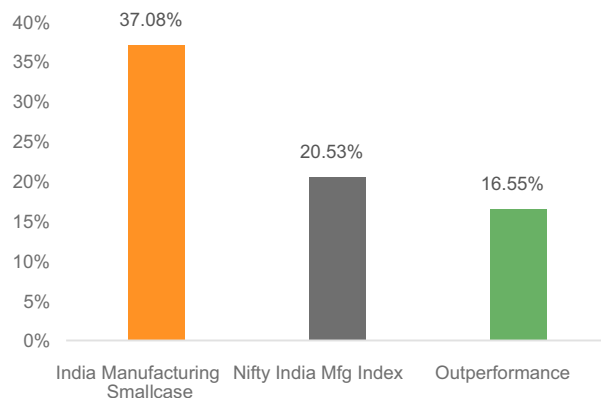
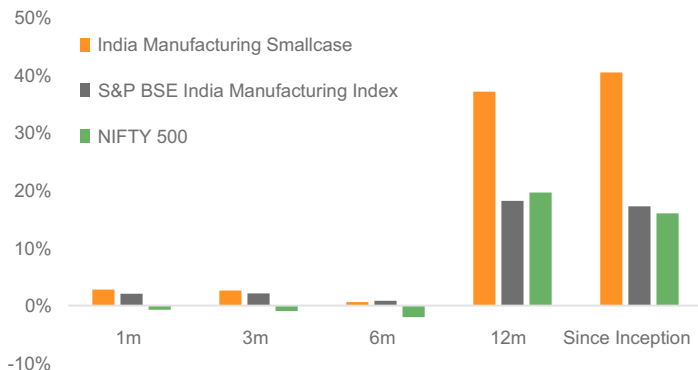
Emkay New Vitalised India Strategy



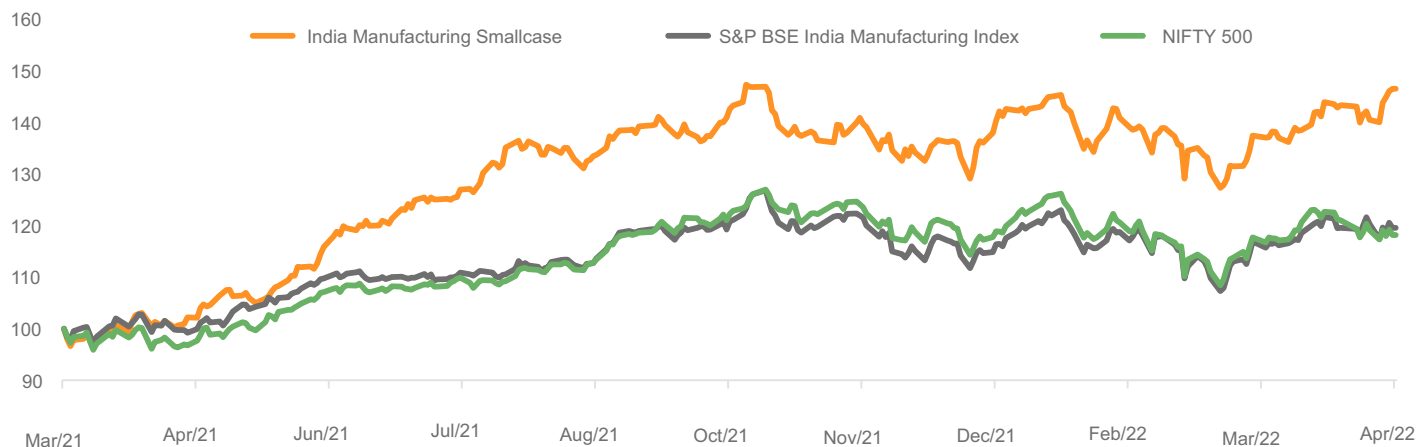
Emkay Global Financial Services -Tryst with India Industrial Sector

Emkay Wealth India Manufacturing Smallcase (inception date: 16-03-21)

India Manufacturing Smallcase vs Nifty India Manufacturing Index*



Emkay Wealth India Manufacturing Smallcase Live Data Comparison (based to 100 as on 16-Mar-21)



Disclaimer: Data pertain to product of Emkay Wealth Managers (group company) and not EIML

Source: Smallcase factsheet * As on April 29, 2022

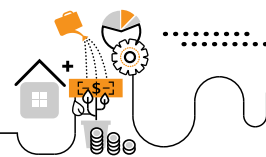
Performance

	1M	3M	Total Return	Since Inception
Model Portfolio	1.0	5.4	21.2	21.2
TWRR	0.5	2.8	18.3	18.3
Nifty India Manufacturing Index	1.8	1.8	16.4	16.4
Outperformance (model v/s benchmark)	-0.8	3.6	4.8	4.8
Outperformance (TWRR v/s benchmark)	-1.3	1.0	1.9	1.9

Since Inception Date : 13th Jun 2022

As on 30 Nov 2022

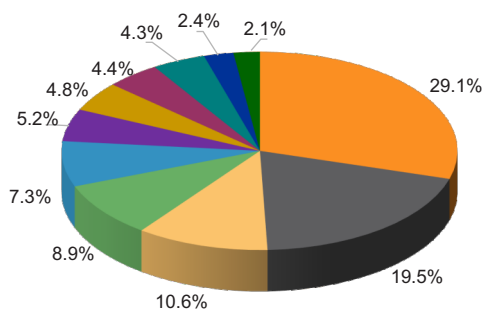




Emkay Capital Builder



Sectors



- Financial Services
- Pharmaceuticals
- Auto & Auto Ancillaries
- IT
- Capital Goods
- Consumer Discretionary
- Real Estate
- Logistics
- Telecom
- Infrastructure
- E-Commerce

Note: The current portfolio holdings may or may not be a part of the future portfolio holdings.

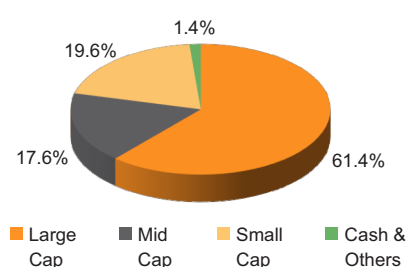
Investors' Portfolio may vary from the Strategy Level Portfolio shown above in the Top Holdings.

(Above Portfolio details are as on 30.11.2022)

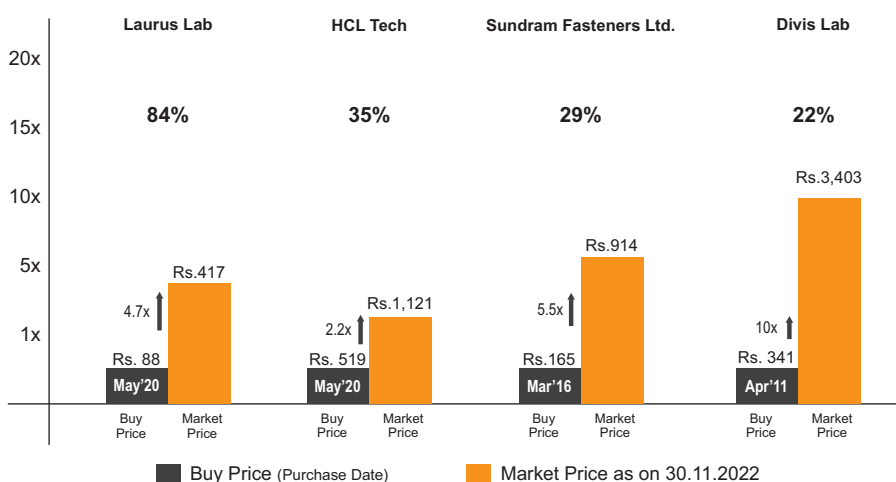
Top 5 holdings

ICICI Bank Ltd.	15.3%
Divi S Laboratories Ltd.	9.9%
Sun Pharmaceutical Ind Ltd.	7.6%
Apar Industries Ltd.	7.3%
HCL Technologies Ltd.	6.1%

Market Capitalisation



Stock-Picking Track Record



	3M	6M	1Y	3Y	Since Inception	Total Returns
Emkay Capital Builder (TWRR)	5.9	18.7	12.3	17.9	15.4	298.1
Nifty 500	4.1	12.9	8.9	17.6	14.1	259.3
Outperformance	1.9	5.7	3.4	0.3	1.2	38.8

TWRR Returns As on 30.11.2022

Inception Date **01-Apr-13**



Total number of Stocks **20-25**

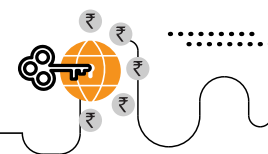
MULTI CAP

Average Marketcap
INR **2,18,636** Cr.

All data is as on 30.11.2022

Emkay Investment Managers
Your success is our success

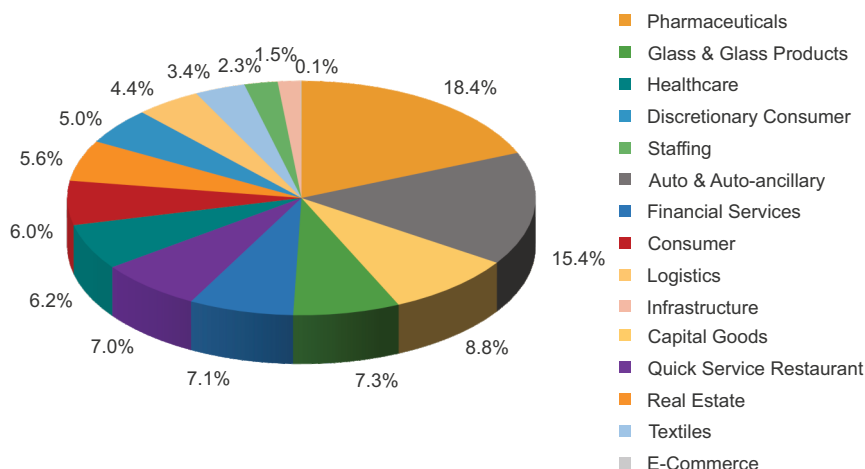




Emkay Pearls



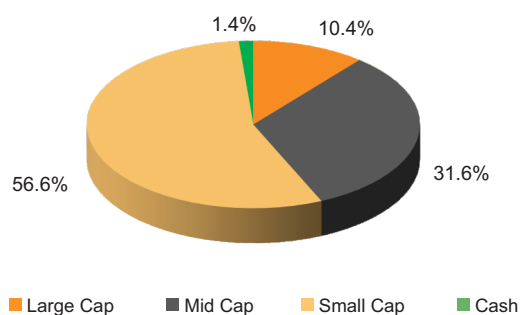
Sectors



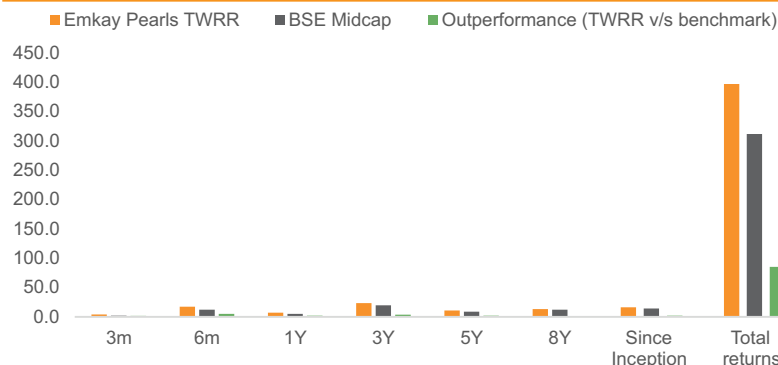
Top 5 holdings

Divi S Laboratories Ltd	10.3%
Sundram Fasteners Ltd	9.7%
Apar Industries Ltd.	8.8%
Borosil Limited	7.3%
Federal Bank Ltd	7.1%

Market Capitalisation



Performance Update



	3M	6M	1Y	3Y	5Y	8Y	SINCE INCEPTION	TOTAL RETURNS
Emkay Pearls TWRR	4.0	17.2	7.3	23.5	10.9	13.3	16.3	397.0
BSE Midcap	2.1	12.1	5.1	19.8	8.9	12.3	14.3	311.8
Outperformance (TWRR v/s benchmark)	1.8	5.1	2.2	3.7	2.0	1.0	2.0	85.2

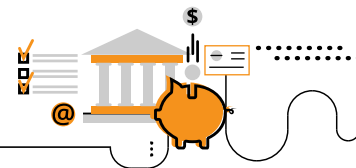
Inception Date **24-Apr-2012**

As on 30.11.2022

Benchmark **BSE Midcap**
 Total number of Stocks **15-20**

MID CAP & SMALL CAP

Average Marketcap INR **17,548** Cr.



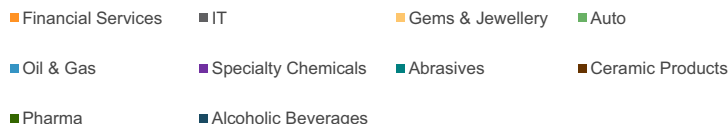
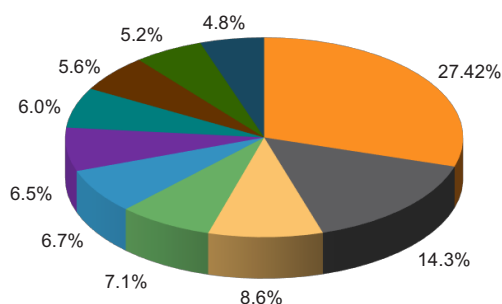
Emkay L.E.A.D



Investment Objective

The portfolio seeks to achieve long term capital appreciation by predominantly investing in large and mid cap high-growth companies with a leadership trait in the sector along with strong moat, quality management and reasonable valuations.

Sector Allocation %



Top 5 Holdings

Scrip Names	% Holdings
Bajaj Finance Limited	9.1%
Titan Company Limited	8.6%
ICICI Bank Ltd.	8.1%
Infosys Limited	7.6%
Eicher Motors Ltd	7.1%

Market Capitalization

Market Capitalization	% Equity
Large Cap	74.1%
Mid Cap	21.9%
Cash	3.9%

Performance Update

	1M	3M	1Y	3Y	Since Inception	Total Return
Emkay L.E.A.D. (Model Portfolio)	-0.3	-0.4	1.7	10.7	12.9	61.8
Emkay L.E.A.D. (TWRR)	0.0	-0.7	0.2	8.0	10.2	46.6
Nifty 200	3.5	4.1	9.4	16.7	14.6	71.6
Outperformance (Model v/s Benchmark)	-3.8	-4.6	-7.7	-6.0	-1.7	-9.8
Outperformance (TWRR v/s Benchmark)	-3.5	-4.8	-9.2	-8.7	-4.5	-25.0

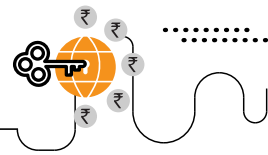
Inception Date **17-Dec-18**

Total number of Stocks **15**

Benchmark **Nifty 200**

Average Marketcap **INR 3,64,565 Cr.**

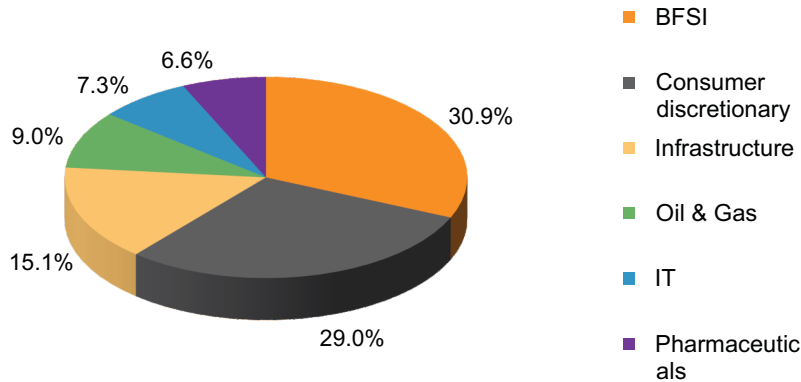
All data is as on 30.11.2022



Emkay's 12



Sectors



Top 5 holdings

Titan Company Limited	11.6%
ICICI Bank Ltd.	11.3%
Pidilite Industries Ltd	9.6%
Reliance Industries Ltd	9.0%
Ultratech Cement Limited	8.5%

Features of Emkay's 12

- Focus on risk adjusted returns
- Portfolio of 12 structural growth cos
- Lower portfolio volatility and high liquidity
- Steady performance over medium term
- No wide diversification
- An alternative to large cap mutual funds
- Low portfolio turnover

Performance Update

	1M	3M	6M	12M	Since Inception	Total Returns
Emkay'12 (Model Portfolio)	2.3	3.9	14.6	8.7	17.7	72
Emkay'12 (TWRR)	1.9	2.9	11.5	5.9	14.1	55.1
Nifty	4.1	5.6	13.1	10.5	17.4	70.8
Outperformance (Model v/s Nifty)	-1.9	-1.7	1.4	-1.8	0.3	1.2
Outperformance (TWRR v/s Nifty)	-2.2	-2.8	-1.6	-4.5	-3.4	-15.7

Above returns are TWRR returns Inception date 1st August 2019. Performance update as on 30.11.2022

Inception Date 01-Aug-2019



Total number of **12** Stocks

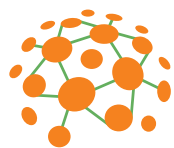
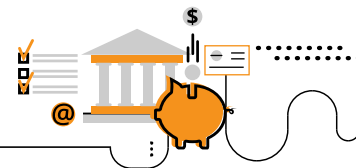


Average Marketcap **548,807** Cr.

All data is as on 30.11.2022

Emkay Investment Managers
Your success is our success

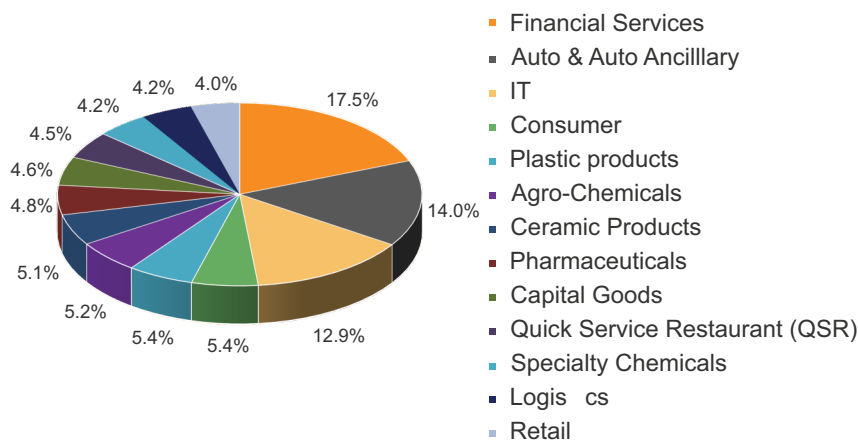




Emkay GEMS



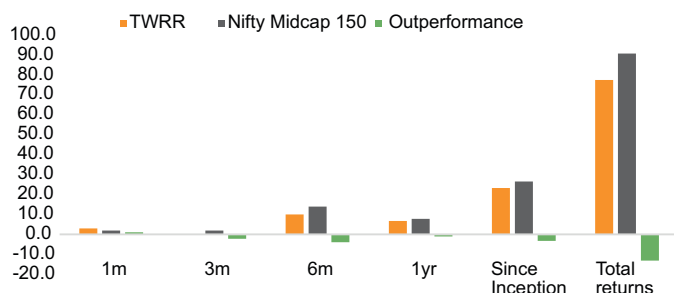
Sectors



Top 5 holdings

Varun Beverages Limited	5.4%
Supreme Industries Ltd	5.4%
PI Industries Ltd	5.2%
L&T Technology Ser. Ltd.	5.2%
Persistent Systems Ltd	5.1%

Performance Update



	1M	3M	6M	1Yr	Since Inception	Total returns
Emkay GEMS (TWRR)	3.0	-0.3	10.0	6.7	23.3	77.5
Nifty Midcap 150	1.9	1.9	13.9	7.8	26.5	90.7
Outperformance	1.1	-2.2	-3.9	-1.0	-3.3	-13.2

As on 30.11.2022

Inception Date **03-Mar-2020**

Benchmark
Nifty Midcap 150

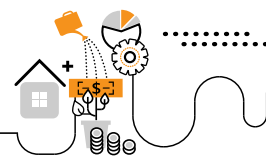
Total number of Stocks **20**

MID CAP

Average Marketcap

INR **33,571** Cr.

All data is as on 30.11.2022



Invest in



Emkay Duet

2 PMS portfolios within



Choose from any of the following three combinations of our portfolios, each giving you **a unique dual advantage**



Emkay Capital Builder

+



Emkay GEMS



Emkay L.E.A.D

+



Emkay Pearls

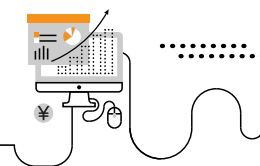


Emkay's 12

+



Emkay Pearls



Emkay Investment Managers Ltd. (EIML) is the asset Management arm of Emkay Global Financial Services Ltd. (EGFSL), a SEBI registered Portfolio Manager managing & advising investments for long-term (3-5 years+) investors consisting of Family Offices, HNIs, Corporate & NRIs, in Indian equities. Currently the team manages assets over INR 800 crores.

PROFILE OF FUND MANAGERS



Sachin Shah
Fund Manager - EIML

Sachin is a seasoned fund manager with over two decades of experience in the Indian equity markets. By virtue of his extensive research, Sachin realised early-on the need for a framework in which companies with evasively tricky standing needed to be filtered out very objectively, leading to the development of E-Qual Model, EIML's proprietary module which helps us to evaluate and compare listed companies on various aspects of governance. Sachin shares his knowledge and insights through various media interactions across print and digital platforms.



Kashyap Javeri
Fund Manager - EIML

Kashyap Javeri is a fund manager with more than a decade of experience in company and sector research. He brings exceptional insights into stocks and economy. Prior to joining Emkay Investment Managers, he was a rated BFSI analyst in Emkay Institutional Equities for eight years and also worked with Sharekhan Ltd as midcap analyst. Kashyap brings with him immense in-depth knowledge on not only variety of manufacturing and services sectors but also on banking and economics.

Emkay Investment Managers Limited CIN : U67190MH2010PLC203819 | PMS: INP000004458

Email	pmsoperations@emkayim.com	Website www.emkayim.com	
Support	latika.adivarekar@emkayim.com +91 66175453	roshan.khanvilkar@emkayim.com +91 66175455	ganesh.mistry@emkayim.com
Sales	North Zone Ashish Gulati +91 99110 38882	South Zone Vishnu Pata +91 98864 01337	West Zone Kyra Ahuja +91 98219 14842 Ritesh Pathak +91 93216 74655

Emkay Investment Managers Ltd. is not responsible for any error or inaccuracy or any losses suffered on account of information contained in this report. Investors and Distributors are advised to consult before taking any decision on investments. Past Performance if mentioned herein, is not an indicator of future performance. Performance related information enclosed in this document is not verified by SEBI. Investments products are subject to market risks, read all scheme related documents carefully before investing. For further details, please visit: www.emkayim.com

